

MyStuff v4.03 Manual

for Topfield TF5800PVR

by Chunkywizard with help from BobD, Bawbagg, Geo, Hyde and Mark_B

Last Updated: 02 March 2006 , Version 1.4

To support BobD's MyStuff you can make a donation via the PayPal link at:
<http://my.opera.com/BobD/homes/files/MyStuff.html>

All rights reserved. This is absolutely no warranty on the included software, even the implied warranties of merchantability or fitness for a particular purpose. The author is not responsible for anything that happens with your device due to the use or misuse of the software.

Contents

1.	Short Description	1
2.	Required Firmware	1
3.	TAP Installation	1
4.	Setup	1
4.1.	EPG Data Collection Setup	1
4.1.1	Jag's CSV/ eit2mei's Freeview.mei	2
4.1.2	MyStuff Extended Info (MEI)	2
4.2.	Colour Skinning	2
4.3.	Favourites	3
4.4.	Multiple Users	3
4.4.1.	User Options	3
5.	Basic Navigation	4
6.	Setting Timers	4
6.1.	ControlTimers	4
6.1.1	ControlTimers from scratch	4
6.1.2	ControlTimers from an existing programme (manual)	5
6.1.3	ControlTimers from an existing programme (automatic)	5
6.2.	The Interface	6
6.3.	Keys for Creating ControlTimers	6
6.4.	Displaying Timers	6
6.5.	Resolving Timer Clashes	7
6.6.	Symbols	8
6.7.	Timer Padding	8
6.8.	E4+1/More4+1 Timer Deletion	8
6.9.	Limitations	8
7.	Archive	9
7.1.	Overview	9
7.2.	The Interface	9
7.3.	Keys	9
7.4.	Symbols	11
7.5.	User definable settings	11
7.6.	Limitations	12
8.	Now & Next (N&N)	13
8.1.	Overview	13
8.2.	The Interface	13
8.3.	Key Usage Whilst N&N is displayed	14
8.4.	User definable settings	14
8.5.	Limitations	16
9.	Grid EPG	17
9.1.	Overview	17
9.2.	The Interface	17
9.3.	Keys	18
9.4.	User definable settings	18
9.5.	Limitations	21
10.	Playback Jumping	21
10.1.	Overview	21
10.2.	Keys	21
10.3.	User definable settings	21
11.	Miscellaneous Options	21

11.1.	X Offset.....	22
11.2.	Exiting MyStuff.....	22
12.	Appendix i: Options Menu.....	23
13.	Appendix ii: Creating MyStuff Skins.....	29
13.1.	What You Need.....	29
13.2.	Creating a Skin.....	29
13.3.	Getting New RGB Values.....	30
13.4.	Key to MCF File Values.....	31
14.	Appendix iii: FAQs.....	32
15.	Appendix iv: Changes in Version 4.0.....	34
16.	Appendix v: Known Bugs.....	34
17.	Appendix vi: Manual Version History.....	35

1. Short Description

MyStuff is a Toppo UI replacement written by BobD, offering a more Sky+ look and feel. Its main features include:

- [Improved Grid Electronic Programme Guide \(EPG\)](#)
- [Improved Archive](#)
- [Improved InfoBox](#) including extended Now and Next (N&N) support
- Quick and Easy Timers set by Key Word Searches ([ControlTimers](#))
- [Advert Jumping capabilities](#) (Playback Jumping)
- [User-creatable Colouring themes](#) (Skinning)
- [Definable Channel selections](#) (Favourites)
- [Multiple User support.](#)

2. Required Firmware

Your Toppo can have any firmware from May 2005 (5.11.79) installed to work with MyStuff. However, to get the most from MyStuff, you should have the September (or later) firmware installed (5.12.03). Without this, options like moving files in the Archive, providing access to PINs and hiding the progress bar on playback jump will not work. For information on firmware and upgrade see, <http://www.toppo.org.uk/downloads/firmware.php>

3. TAP Installation

For installation instructions see the “Beginners guide to installing TAPs” at: <http://www.toppo.org.uk/documents/index.php?catid=2>.

It is recommended to install MyStuff in the “Auto Start” folder. The latest version of MyStuff can be found at: <http://www.my.opera.com/BobD/>.

Along with MyStuff you will need a method of grabbing EPG data, for example, Jag’s EPG, Bawbagg’s MEI, Wooders’ rt2mei or DX’s eit2mei. Please note that bdb’s epg_extender is at an early stage of being tested with MyStuff, please monitor the forum for up to date information as it comes available. All these TAPs can be downloaded at: <http://www.toppo.org.uk/downloads/taps.php?tc=all>

Support can be obtained from the TAPs forum at: <http://www.toppo.org.uk/forum/viewforum.php?f=7>

4. Setup

4.1. EPG Data Collection Setup

Currently, MyStuff cannot harvest its own Electronic Programme Guide data from the Freeview data stream to populate the MyStuff [Grid EPG](#). EPG data has to be sourced from one or both of the following routes (4.1.1 Jag’s CSV/ eit2mei’s Freeview.mei or 4.1.2 MyStuff Extended Info (MEI):-

To access the setup menu, when MyStuff is displayed on screen, press the **MENU** key. EPG Data can be refreshed when a new source has been loaded onto the harddrive by selecting the 'Reload EPG Data' at the foot of the settings menu and pressing **OK**.

4.1.1 Jag's CSV/ eit2mei's Freeview.mei

There are 2 separate TAPs which have the ability to do a daily channel scan of all available channels and export this data to be read by MyStuff. These are Jag's EPG and eit2mei. To make use of this function you will need to download and configure either Jags TAP or eit2mei and then set MyStuff to read in this file with menu setting Option 45. Both TAPs can be downloaded from: <http://www.topy.org.uk/downloads/taps.php?tc=all>

There is an excellent manual for Jag's EPG available at: <http://www.topy.org.uk/documents/index.php?catid=2>. Section 9 has details of setting up a Jags scan.

To configure MyStuff to read the Jag's .CSV or Freeview.mei set Option 44 in the MyStuff settings menu to **Never**. MyStuff loads this information at start up, but it can also be loaded on demand.

Note, you need to name the watch timer you set for eit2mei or Jag's to scan to something that starts with 'EPG' for MyStuff to recognise it as a Scan timer. If you do this it will be named correctly in the archive.

4.1.2 MyStuff Extended Info (MEI)

This is a file format developed by Bawbagg that provides complete program information including fields such as: Genre, Film Rating, Film Classification and programme Aspect Ratio. It can be generated by a couple of applications and then will have to be downloaded to the Topy hard drive at regular intervals to be read by MyStuff. To download the .mei file you need to connect a PC to your Topy, either via USB or via a router such as the NSLU2. It should be downloaded to **\Program Files\MyStuff.mei**. Note, this file name is case sensitive.

The two current applications are: Bawbagg's own MEI application at: http://my.opera.com/Bawbagg/homes/blog/MyStuff_Extended_Info.html

and Wooder's rt2mei <http://www.wooders.co.uk/rt2mei/>.

To configure MyStuff to read the .MEI file generated by the above applications set MyStuff Option 44 to a value between 1 and 14 or 'Always'. It is recommended to set this to 7 for a balance between time spent uploading and data integrity. After the amount of days set in Option 44 MyStuff will revert to using .CSV data generated by Jag's EPG or eit2mei's Freeview.mei file.

4.2. Colour Skinning

It is possible, by downloading Skin Files off of BobD's website, to change the colouring of all MyStuff's interfaces. There are over 15 skins currently available. To change the appearance of MyStuff with a skin: select the skin or skins you like (images are available on the MyStuff site); download them to a PC; copy them to the Program Files folder of your Topy; and then select them in the MyStuff settings menu - . As each new skin is selected the menu will adopt its colouring to make skin selection easier.

4.3. Favourites

To make channel navigation easier, MyStuff supports channel lists (or favourites), and will only show information in [Now&Next](#) and the [EPG](#) for channels that are included in the current list. By default, MyStuff will use a list that contains all channels, in LCN order. To create a list, create a text file (called e.g. **My Favourites.mcl**) that contains an LCN on each line, as below, and then copy it to the \Program Files directory.

```
1
2
3
6
10
4
5
```

Then, from [Now&Next](#) or [EPG](#), press **Opt** to display a box that will allow you to select from the available lists on your Topy (which will now include "All Channels" and "My Favourites") Use **Left & Right** to select My Favourites, and press **OK**. [Now&Next](#) and the [EPG](#) will now only show BBC1, BBC2, ITV1, ITV2, ITV3, Channel 4, Five (and in that order), allowing you to scroll through and select only those channels.

The default Channel List is set in MyStuff Option 47. With this you can specify which of your available List files MyStuff should use by default. This information is saved in your user preferences, so each user can have their own favourites loaded up by default.

4.4. Multiple Users

Another addition over the standard Topy UI is the support of multiple users. To set up MyStuff to handle more than one user take the following steps.

Firstly, create a text file called MyStuff_Users.dat containing the usernames of people you want to have separate settings separated by #

E.g. BobD#SWMBO#The Dog

Then copy this to the Program Files directory. This will enable multi user support. If this file does not exist then multi user support is disabled. When enabled, press **Opt** in Options or [Archive](#) view, to display screen allowing you to switch users (press **Left/Right** to change user, **OK** to accept)

Changing user will reload all options for that user (some options are only available to User 1 - BobD in the above example), and will also load the Played positions, Last Played file info, skin and default list for that user.

4.4.1. User Options

The options that MyStuff saves on a per user basis are all but:

- Delete E4+1 timers (Option 18)
- Delete More4+1 timers (Option 19)
- Start Padding (Option 20)
- End Padding (Option 21)
- Number of days ahead to search (Option 22)

- Hiding locked files (Option 30)
- Maximum Number of days to use MEI file (Option 44)
- Non MyStuff.mei EPG source (Option 45)
-

It also saved last played positions for each user.

5. Basic Navigation

Basic navigation of the various screen and menus within MyStuff is done using the **Arrow keys** situated around the **OK** button. To select an option or a timer etc. use the **OK** key. To jump back to a previous screen, or exit a menu, use the **EXIT** button. All keys specific to a screen are described below.

6. Setting Timers

Timers can be set to record programmes from either the [Now&Next](#) box or from the [EPG](#). To set a timer, navigate to the programme you wish to record and press the **Record** button. The confirmation that a programme is set to record will be a Red square with an 'R' to the left of the programme description.

To cancel a timer or current recording, press **Stop** when it's highlighted in [Now&Next](#) or the [EPG](#). You can also cancel them from the Archive timer screens with the **White** button.

MyStuff 4.0 also includes new, quick and easy key word search timers, called ControlTimers.

6.1. ControlTimers

The ControlTimers feature of MyStuff is designed to allow a quick and easy way to generate timers that are automatically created by keyword searches. A ControlTimer can be created:

- from scratch (where everything needs to be manually configured)
- from an existing programme (where the channels/days/times need to be manually configured)
- from an existing programme (where everything is created automatically with default settings)

6.1.1 ControlTimers from scratch

This is useful if the programme is yet to be shown in the broadcast schedule. To create, press **White** (or the key selected in Option 39) to enter the Timer Archive screens, and then scroll through the Archive/ Timer views with the **Left** key until the ControlTimer by Name or Priority view is shown. Pressing **Blue** will create a new ControlTimer with all fields set with default options. You can then enter the search string, desired channel, day, match and time options, and whether the timer is for Watching or Recording.

For details of keyword creation see [Section 6.3](#), or press **i** in the ControlTimer Window to show help. The channel can be set to one specific channel, or all channels, with or without the +1 channels (i.e. E4+1 and More4+1). The day can be specified to be just one day, weekdays or weekends. The match option allows you to further refine a search. The options are: exactly (only that word and no others), anywhere, at start or at end. Selecting **Save Search** at the bottom will save the parameters, and will carry out a search.

The ControlTimer Archive views will display the new ControlTimer, and will display the number of timers that have been set as a result of the ControlTimer. Timers can be checked in the Timer archive view, accessible by pressing **Left**. ControlTimer priorities can be set from a further page in the Archive, press **Right** until the “ControlTimers by priority” page is displayed. ControlTimers can be promoted and demoted using the **Green** and **Yellow** keys.

Pressing **Red** from within any of the ControlTimers archive page will delete and re-set all timers generated by ControlTimers. This feature is useful after altering ControlTimer priorities.

6.1.2 ControlTimers from an existing programme (manual)

Pressing **Record** on a programme in either the [EPG](#) or [Now&Next](#) screens will set a one-shot timer for that programme. Pressing **Record** again will display the Edit Timer Window and by selecting **Create Search** from the Action box you can open the ControlTimer window. In this case, the search string is automatically generated from the programme name but it can be edited if required. The ControlTimer channel/ day/ match/ time parameters can also be set and the ControlTimer will be run by selecting **Save Search**.

6.1.3 ControlTimers from an existing programme (automatic)

Pressing **Slow** on a programme in either the [EPG](#) or [Now&Next](#) screens will automatically create and run a ControlTimer with a basic set of parameters: Search String = Programme Name; Channels = All Channels (No + 1s); Times = 00:00 – 00:00; CT-type=Record; Match=anywhere. The ControlTimer will find *all* programmes in the current EPG dataset that match the selected programme name, and will create timers for them. This is the easiest and quickest method to set a ControlTimer.

A ControlTimer can be deleted in one of two ways. Firstly, you can use the **White** key in the ControlTimer Archive screens when the appropriate Timer is highlighted. This brings the ControlTimer window and you press **OK** to delete both the search and any timers that have been set. The other delete options are available by scrolling with **Left** and **Right**. You can: delete the timers set by the ControlTimer; the ControlTimer itself (but leaving the timers already set); or both the ControlTimer and any Timers set by it.

The second method is to highlight a ControlTimer in the [EPG](#) or [Now&Next](#), press **Slow**, and use **Left** or **Right** to scroll through the delete options mentioned above.

6.2. The Interface

The screenshot shows a control timer interface for a channel named 'Surface'. The interface consists of a table with the following fields:

'Surface'	
Keyword	Surface
Match	Anywhere
CT Type	Record
Channel	ITV2
Days	Sat
Start Time	00:00
End Time	00:00
Action	Save Search

Annotations and their corresponding fields:

- See section 6.3 or press Info**: Points to the 'i' icon in the Keyword field.
- As well individual channels you can also set All**: Points to the 'ITV2' in the Channel field.
- Set Watch or Record Timer, or turn ControlTimer Off**: Points to the '<>' icon in the Match field.
- These can be scrolled by left and right**: Points to the '<>' icons in the Match, Channel, Start Time, End Time, and Action fields.
- Search and Delete Options**: Points to the '<>' icon in the Action field.

6.3. Keys for Creating ControlTimers

Setting keywords is achieved using the **Arrow Keys**. Letters are scrolled by **Up** and **Down** and the cursor can be moved with **Left** and **Right**. To insert a character to the left or right use the **<<** or **>>** keys. If you need to add a number, these can be added using the keypad and deleting of characters is done by using **Stop**.

When entering keywords from scratch, remember that you can press and hold the **Up/Down** keys to quickly reach the letter you want. Also, having pressed **Right** or **Left** to insert a character, press **Down** if the letter you want is nearer the end of the alphabet, **Up** if it is nearer the start.

It is possible to further refine a key word search by including or excluding other words (using the **P+** and **P-** keys). MyStuff uses the **+** or **~** character. The word, or words, after that character are used to refine the search.

Note, when entering time on the ControlTimer edit screen you can move in 15 minute jumps by using the **>>** and **<<** keys.

6.4. Displaying Timers

For a quick list of all timers that have been set press the **White** key when watching live TV with no windows displayed. Note, this key can be configured in MyStuff Option 39. You can also configure the Archive view on start up in Option 25. The timer lists can also be obtained via the Archive screen by press **Left** or **Right**. These keys page through the following views:

1/18 Timers, by date						
Killer Instinct	Thu 02/03	20:59 - 22:00	61m	five		C
House	Thu 02/03	22:00 - 23:05	65m	five		R
EPG Scan	Daily	03:00 - 03:15	15m	EPG		R
EPG Timer Set	Daily	06:00 - 06:15	15m	EPG		R
My Name Is Earl	Fri 03/03	21:59 - 22:40	41m	Channel 4		C
Surface	Sat 04/03	18:49 - 19:55	66m	ITV2		C
The 4400	Sat 04/03	20:59 - 22:05	66m	Sky Three		C
CSI: NY	Sat 04/03	21:09 - 22:15	66m	five		C
Invasion	Sun 05/03	19:59 - 21:00	61m	Channel 4		C
Supernatural	Sun 05/03	20:59 - 22:05	66m	ITV2		C

Killer Instinct (five) - While You Were Sleeping
Drama series about a San Francisco police department who investigate the city's most bizarre and deviant crimes. Hale and Carter search for a killer who murders his victims using items found at the crime scene, and is somehow connected to a university sleep clinic.

48GB (33%) Free, 27 hours, 11 minutes

Timers by date

1/18 Timers, by name						
CSI: Crime Scene Inve	Tue 07/03	20:59 - 22:00	61m	five		C
CSI: Miami	Tue 07/03	22:00 - 23:05	65m	five		C
CSI: NY	Sat 04/03	21:09 - 22:15	66m	five		C
EPG Scan	Daily	03:00 - 03:15	15m	EPG		R
EPG Timer Set	Daily	06:00 - 06:15	15m	EPG		R
Grand Designs Abroa	Mon 06/03	02:39 - 04:05	86m	More 4		C
House	Thu 02/03	22:00 - 23:05	65m	five		C
House	Thu 09/03	22:00 - 23:05	65m	five		C
Invasion	Sun 05/03	19:59 - 21:00	61m	Channel 4		C
Killer Instinct	Thu 02/03	20:59 - 22:00	61m	five		C

CSI: Crime Scene Investigation (five) - Secrets and Lies
Las Vegas-based forensic drama. The CSIs investigate when a single mother's apparent suicide is revealed to be a carefully disguised murder. Grissom faces off in court with a corrupt former colleague, whose entomological findings conflicts with his own.

48GB (33%) Free, 27 hours, 11 minutes

Timers by Name

12/23 ControlTimers by name			
Eleventh Hour	All Days	24 Hours	ITV1
Grand Designs	Mon-Fri	24 Hours	All (no +1s) 1 C
House	All Days	24 Hours	five 2 C
How Clean Is Your Ho	All Days	24 Hours	Channel 4
How Not To Decorate	All Days	24 Hours	five
Invasion	All Days	24 Hours	Channel 4 1 C
Killer Instinct	All Days	24 Hours	All (no +1s) 2 C
Lost	All Days	24 Hours	All (no +1s)
My Name is Earl	All Days	24 Hours	Channel 4 1 C
Numb3rs	All Days	24 Hours	All (no +1s) Off

'Numb3rs' - All (no +1s) - Match anywhere (Currently Off)
No timers currently set

Play/OK = Edit/Delete ControlTimer
R Rerun all searches **N** New **D** Delete

48GB (33%) Free, 27 hours, 11 minutes

ControlTimers by name

1/23 ControlTimers by priority				
Csi	All Days	24 Hours	five	3 C
Lost	All Days	24 Hours	All (no +1s)	
Invasion	All Days	24 Hours	Channel 4	1 C
Voyager	All Days	24 Hours	five	
The 4400	Sat	24 Hours	Sky Three	1 C
Supernatural	Sun	24 Hours	ITV2	1 C
Numb3rs	All Days	24 Hours	All (no +1s)	Off
Surface	Sat	24 Hours	ITV2	1 C
Rock School	All Days	00:00 - 03:00	E4	
Planet Earth	All Days	24 Hours	All (no +1s)	1 C

'Csi' - five - Match anywhere
3 timers set

Play/OK = Edit/Delete ControlTimer
R Rerun all searches **M** Move Up **D** Move Down **N** New **D** Delete

48GB (33%) Free, 27 hours, 11 minutes

ControlTimers by priority

Note, when a timer is selected in one screen this selection will be kept when changing view with the **Left** and **Right** buttons.

When viewing timers, more information can be obtained on a particular one by pressing the **OK** button. This will then display: start and end times; type (i.e. One time, everyday, weekends, weekly or weekdays); whether it's a recording timer or not and the file name. From this edit timer box you can change the timings, the frequency of recording and whether it will record or not. You can also turn a one off timer into a ControlTimer by selecting Search from the Action box with the **Left** key. After making any changes you can save the timer at the bottom of the dialogue box. It is also possible to delete the timer from the same Action box. **Note:** on loading MyStuff and after implementing or changing a CT you will briefly see a Searching dialogue to show your search is taking place.

6.5. Resolving Timer Clashes

When a clash is flagged up in a ControlTimer Archive view you may wish to resolve it or at least know which episode it is. This easiest way to do this is go to 'Timers by date' with the **Left** or **Right** keys, and then look at the timers above and below the clash one. A quick scan of them will let you know which ones clash.

If the clash is with two other ControlTimers and the ones you prefer are not set to record then you can rectify this in the 'ControlTimer by Priority' view by upping the priority of your preferred timer above the non-preferred one.

If the clash is with a one shot timer then check to see if this is repeated and record the alternate version to resolve the clash.

6.6. Symbols

- Programme recording.
- R** Program due to be recorded. This is either a one-time recording set in MyStuff or a timer set outside of MyStuff (e.g. a Jag's Word Search Timer)
- C** A recording set by a ControlTimer. In the Archive screens the number to left of this icon represents the amount of timers currently set.
- !** When a ControlTimer is set but unable to record due to two or more programmes already being set to record this icon is displayed. In the Archive screens the number to left of this icon represents the amount of clashed currently found.
- R** If a programme is set as a watch or pre-selection timer then this icon is displayed. You will see your daily Jag's scan set with this flag (if you are using Jag's for EPG data population).

6.7. Timer Padding

When a timer is set by MyStuff, any other TAP or the Toppo EPG, this TAP will pad the timer by the amounts specified in MyStuff Option 20 & Option 21. MyStuff will check to see if the timer has already been padded, by whatever method created it, and only pad timers with no padding.

Note, If the program follows or precedes another that is being recorded on the same channel, then MyStuff will adjust the start and end time of that other timer so that both timers can be set. If the program clashes with other timers (on other channels) then MyStuff will report the names & times of those other timers.

6.8. E4+1/More4+1 Timer Deletion

Another optional feature of MyStuff is to detect any timers created by Jag's EPG for E4+1 or More4+1 and delete them. MyStuff detects Jag's timers as being ones named e.g. Simpsons_DateFormat.rec. This means you must enable the date stamping in Jag's, (using any of Jag's date formats) as well as enabling this option in the MyStuff settings menu (Option 18 & Option 19). If you do not, MyStuff will not delete these timers. **Note**, this feature *only* applies to timers set by Jag's, not ControlTimers set by MyStuff.

6.9. Limitations

None.

7. Archive

7.1. Overview

The archive shows a list of current recordings on the Toppo. It keeps track of how much of each recording (if any) you have played and displays that information. The page consists of 10 recordings (or timers), one line each, showing name of program (not the file), date & time, etc, and shows the channel and program description on the bottom of the page (for both recordings and timers). If the archive is activated when playing back or recording a program, it will jump to that recording in the list, to allow easy deletion.

7.2. The Interface

The screenshot shows the archive interface with the following elements labeled:

- Folder Name:** Points to the header of the first column.
- Recording Count:** Points to the header of the second column.
- Date and Time of Recording:** Points to the header of the third and fourth columns.
- Length of Recording (in Minutes):** Points to the header of the fifth column.
- No. of Files Marked:** Points to the header of the sixth column.
- Minutes of programme watched/ left:** Points to the header of the seventh column.
- Parent Folder:** Points to the first row containing '[..]'.
- Programme Name:** Points to the first row containing 'Star Trek Voyager'.
- Programme Information:** Points to the bottom section containing 'Star Trek Voyager (five)' and a description.
- Last Played Recording:** Points to the 'P' icon in the first row of the list.
- Marked Recording:** Points to the 'M' icon in the second and third rows of the list.
- Locked Recording:** Points to the 'L' icon in the fourth row of the list.
- Disk Information:** Points to the bottom status bar showing '69GB (46%) Free, 38 hours, 33 minutes'.

Folder Name	Recording Count	Date and Time of Recording	Length of Recording (in Minutes)	No. of Files Marked	Minutes of programme watched/ left
3/4 Recordings, by date					2 Sel
[..]					
[To Save]	0 Folders		0 Recordings		
Star Trek Voyager	Sat 07/01	19:14	56m	Viewed +32m/-24m	P
Star Trek Voyager	Sat 07/01	20:10	59m	Recorded	M
Star Trek Voyager	Sat 14/01	19:14	56m	Recorded	M
Star Trek Voyager	Sat 28/01	20:04	56m	Recorded	L
Star Trek Voyager (five) The adventures of the starship USS Voyager. Tuvok is attacked by aliens who take over his mind, and Chakotay fights to save his life and the lives of the crew.					
69GB (46%) Free, 38 hours, 33 minutes					

7.3. Keys

Press **Archive** to view your list of recorded programmes. Press **Archive** again to flip to the standard Toppo archive. The activation key can be changed with Option 38 in the MyStuff settings menu.

Press **Up & Down** (buttons above & below **OK**) to change selection

Press **Left & Right** (buttons on either side of **OK**) to toggle view between the screens below

2/2 Recordings, by date					
Rock School	Sun	29/01	21:00	65m	Recorded
2005 Winter X Games	Mon	30/01	01:39	76m	Recorded
[CSI]			0 Folders		0 Recordings
[Eleventh Hour]			0 Folders		1 Recording
[Films]			0 Folders		9 Recordings
[Grand Designs]			0 Folders		0 Recordings
[House]			0 Folders		2 Recordings
[How not to Decorate]			0 Folders		2 Recordings
[Invasion]			0 Folders		0 Recordings
[Josie]			0 Folders		4 Recordings
2005 Winter X Games (five)					
Highlights of the Winter X-Games in Aspen, Colorado. Featuring moto-x, slopestyle, snowboarding and BMX.					
72GB (48%) Free, 40 hours, 9 minutes					

Recordings by date

1/2 Recordings, by name					
2005 Winter X Games	Mon	30/01	01:39	76m	Recorded
Rock School	Sun	29/01	21:00	65m	Recorded
[CSI]			0 Folders		0 Recordings
[Eleventh Hour]			0 Folders		1 Recording
[Films]			0 Folders		9 Recordings
[Grand Designs]			0 Folders		0 Recordings
[House]			0 Folders		2 Recordings
[How not to Decorate]			0 Folders		2 Recordings
[Invasion]			0 Folders		0 Recordings
[Josie]			0 Folders		4 Recordings
2005 Winter X Games (five)					
Highlights of the Winter X-Games in Aspen, Colorado. Featuring moto-x, slopestyle, snowboarding and BMX.					
72GB (48%) Free, 40 hours, 8 minutes					

Recordings by name

1/18 Timers, by date						
Killer Instinct	Thu	02/03	20:59 - 22:00	61m	five	C
House	Thu	02/03	22:00 - 23:05	65m	five	C
EPG Scan	Daily		03:00 - 03:15	15m	EPG	R
EPG Timer Set	Daily		06:00 - 06:15	15m	EPG	R
My Name Is Earl	Fri	03/03	21:59 - 22:40	41m	Channel 4	C
Surface	Sat	04/03	18:49 - 19:55	66m	ITV2	C
The 4400	Sat	04/03	20:59 - 22:05	66m	Sky Three	C
CSI: NY	Sat	04/03	21:09 - 22:15	66m	five	C
Invasion	Sun	05/03	19:59 - 21:00	61m	Channel 4	C
Supernatural	Sun	05/03	20:59 - 22:05	66m	ITV2	C
Killer Instinct (five) - While You Were Sleeping						
Drama series about a San Francisco police department who investigate the city's most bizarre and deviant crimes. Hale and Carter search for a killer who murders his victims using items found at the crime scene, and is somehow connected to a university sleep clinic.						
48GB (33%) Free, 27 hours, 11 minutes						

Timers by date

1/18 Timers, by name						
CSI: Crime Scene Inve	Tue	07/03	20:59 - 22:00	61m	five	C
CSI: Miami	Tue	07/03	22:00 - 23:05	65m	five	C
CSI: NY	Sat	04/03	21:09 - 22:15	66m	five	C
EPG Scan	Daily		03:00 - 03:15	15m	EPG	R
EPG Timer Set	Daily		06:00 - 06:15	15m	EPG	R
Grand Designs Abroa	Mon	06/03	02:39 - 04:05	86m	More 4	C
House	Thu	02/03	22:00 - 23:05	65m	five	C
House	Thu	09/03	22:00 - 23:05	65m	five	C
Invasion	Sun	05/03	19:59 - 21:00	61m	Channel 4	C
Killer Instinct	Thu	02/03	20:59 - 22:00	61m	five	C
CSI: Crime Scene Investigation (five) - Secrets and Flies						
Las Vegas-based forensic drama. The CSIs investigate when a single mother's apparent suicide is revealed to be a carefully disguised murder. Grissom faces off in court with a corrupt former colleague, whose entomological findings conflicts with his own.						
48GB (33%) Free, 27 hours, 11 minutes						

Timers by Name

12/23 ControlTimers by name				
Eleventh Hour	All Days	24 Hours	ITV1	
Grand Designs	Mon-Fri	24 Hours	All (no +1s)	1C
House	All Days	24 Hours	five	2C
How Clean Is Your Ho	All Days	24 Hours	Channel 4	
How Not To Decorate	All Days	24 Hours	five	
Invasion	All Days	24 Hours	Channel 4	1C
Killer Instinct	All Days	24 Hours	All (no +1s)	2C
Lost	All Days	24 Hours	All (no +1s)	
My Name is Earl	All Days	24 Hours	Channel 4	1C
Numb3rs	All Days	24 Hours	All (no +1s)	Off
'Numb3rs' - All (no +1s) - Match anywhere (Currently Off)				
No timers currently set				
Play/OK = Edit/Delete ControlTimer				
R Rerun all searches N New D Delete				
48GB (33%) Free, 27 hours, 11 minutes				

ControlTimers by name

1/23 ControlTimers by priority				
Csi	All Days	24 Hours	five	3C
Lost	All Days	24 Hours	All (no +1s)	
Invasion	All Days	24 Hours	Channel 4	1C
Voyager	All Days	24 Hours	five	
The 4400	Sat	24 Hours	Sky Three	1C
Supernatural	Sun	24 Hours	ITV2	1C
Numb3rs	All Days	24 Hours	All (no +1s)	Off
Surface	Sat	24 Hours	ITV2	1C
Rock School	All Days	00:00 - 03:00	E4	
Planet Earth	All Days	24 Hours	All (no +1s)	1C
'Csi' - five - Match anywhere				
3 timers set				
Play/OK = Edit/Delete ControlTimer				
R Rerun all searches M Move Up M Move Down N New D Delete				
48GB (33%) Free, 27 hours, 11 minutes				

ControlTimers by priority

Note, more details on the timer screens can be found in [Section 6](#).

Press **List** to see Toppo information. This includes: space used/remaining; signal strength on the currently selected channel; recording time left; MyStuff version number. Press **List** again to see help for the Archive, and again to see a credits screen. A final press will return the view to the normal display. The views are shown below

Used: 83GB (54%), Free 69GB (46%), Total 152GB
Estimated recording time remaining: 38 hours, 32 minutes
BBC TWO: Signal strength: 68%, Quality: 100%
MyStuff v3.14, written by BobD
69GB (46%) Free, 38 hours, 32 minutes

M Move S Select D Delete
>>/<< = Page up/down Play/OK = Play/Enter folder
L Locked P Last File M Selected R Reminder C Set by ControlTimer
! Unable to set Timer W Disk Space Warning
72GB (48%) Free, 40 hours, 12 minutes

Thanks to:
Bawbagg, Hyde, Mark_B, Wildoat & ChunkyWizard
kidhazy & simonc
Topyy.org.uk

71GB (47%) Free, 39 hours, 38 minutes

Pressing **Up/Down** at any point will also return to the normal display.

Press **Info** to see Extended Information (if available) about the selected recording/timer.

Press **Blue** to mark selected recording or timer, to allow for more than one to be deleted at once.

Press **White** to delete a recording/timer (it does check first!)

Press **Yellow** to move the selected recording to a different folder.

Press **OK** to play selected recording (from the remembered position), to navigate into a folder, or to edit a timer.

Press **Play** to play selected recording from the start.

Press **Stop** twice to remove the bookmark from a partially watched file so it will start from the beginning next time.

Press **Forward/Rewind** to jump up/down a page

Press **Exit** to hide screen

7.4. Symbols



Last played recording. This recording will be automatically played if you press **Slow** when not currently in playback mode.



Locked recording. You cannot lock or unlock files in MyStuff, but you can play them and delete them (if you enter the Topyy PIN number correctly)



Marked/ Selected recording. You can mark multiple recordings using the **Blue** key. This is useful when wanting to delete multiple recordings or timers. Pressing **White** will delete all files/ timers that are marked.



Warning. This is a timer flag when there may not be enough free disk space to accept the size of the recording that has been set.

7.5. User definable settings

Option 23: **Select Newest File when sorting by Date**

Select Yes to have MyStuff select the newest recording when listing by date in the Archive.

Option 24: **Select Most Recently Played File**

Select Yes to have MyStuff select the most recently played file when viewing the Archive.

Option 25: Default Archive List Mode

When you restart your Topy, this is the Archive view MyStuff will default to. Options are: Recs Date, Recs Name, Timers Date, Timers Name, CTs Name, CTs Priority.

Option 26: During use, remember Archive List Mode

Select Yes to have MyStuff remember the view you used last time in the Archive, only defaulting to the mode selected in Option 24 on system restart. Select No to have MyStuff always revert to the mode in Option 24.

Option 27: When sorting recordings by date, show newest first

Select Yes to display newest recordings at the top of the list in the Archive, when sorting by date.

Option 28: When sorting timers by date, show earliest first

Select Yes to display earliest timers (e.g. ones for today) at the top of the list in the Archive, when sorting by date.

Option 29: Display folders at end of list

Select Yes to display folders at the end of the Archive list.

Option 30: Hide locked folders from other users

Select Yes to have MyStuff hide locked files from all non system users in the Archive. This option only applies if multi-user support is active.

Option 31: Display scroll bar

Select Yes to display a scroll bar in the Archive.

Option 40: Now&Next Toggle Key [Info; TvSat; List; Recall; PiPSwitch]

Select key to switch between different views of Now&Next. The same key will also switch between programme info/ Topy info/ Legend/ Credits in the Archive.

Option 41: Extended Info Key [Info; TvSat; List; Recall; PiPSwitch]

Select the key to bring up the Extended Info box in the Now&Next and EPG.

Option 42: Resume Playback key [None;TvSat;List;Recall;Slow;Blue;Play;PiPSwitch]

Select the key to resume playback of the most recently played file, when pressed outside of the Archive.

7.6. Limitations

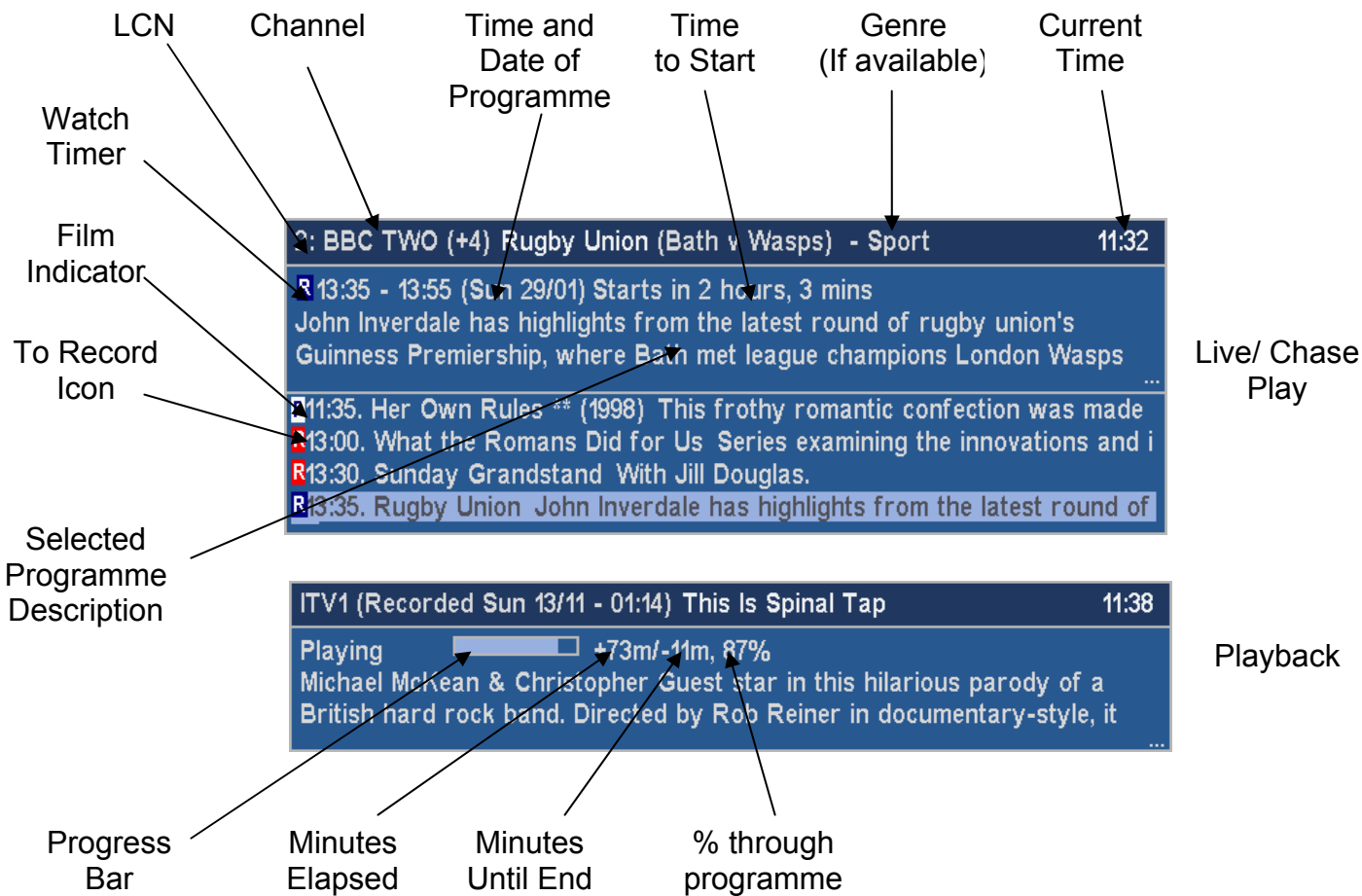
The archive will display folders and allow folder navigation and moving of files, but does not support folder creation, renaming or deleting. It also does not support recording editing.

8. Now & Next (N&N)

8.1. Overview

MyStuff Now&Next is a replacement for the standard Info box that is displayed when the **Info** button is pressed. It displays information on what is being viewed and a selectable number of following programmes.

8.2. The Interface



8.3. Key Usage Whilst N&N is displayed

Press **Info** to display the Now&Next box with the information for the current program plus a number of following programs. The number of programmes is specified by Option 08.

Press **Up/Down** to switch between the current programme (Now), the following one (Now+1), and so on (Now+2 etc.).

Press **Recall** to return to current programme.

Press **Forward/Rewind** to jump by programmes a page at a time.

Press **Left/Right** to show information for the previous/next channel.

Press **OK** to jump to displayed channel.

Press **Record** to create a timer for the currently selected program. If the program is already due to be recorded, press **Record** to display an edit timer screen, which will also allow you to delete the timer. For more information see [Section 6](#).

Press **Slow** to auto-create a [ControlTimer](#).

Enter the LCN of a channel to show Now&Next for that channel.

Press **Info** for more information about the selected program. Press **Info** again or press **Exit** to hide this extra information.

Press **List** (or the key selected in Option 40) to switch to an Extended Now&Next view showing a selectable number of following programs, where x is specified in options)

Press **List** again to change to Grid EPG view ([Section 9](#))

Press **Exit** to hide the screen

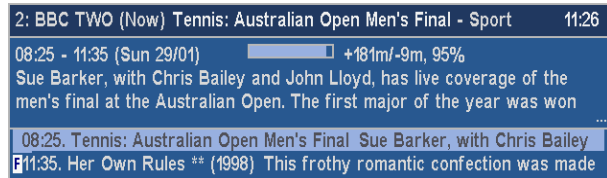
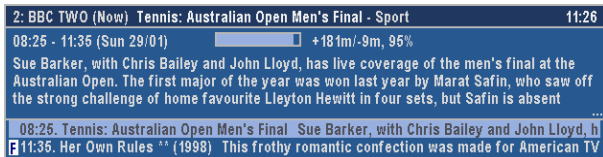
8.4. User definable settings

Option 01: Large Font on Now&Next/ EPG

Select yes to display the Now&Next box and the EPG using a larger font. Note, the font only shows on the top of the EPG, the cell text is controlled by Option 13.

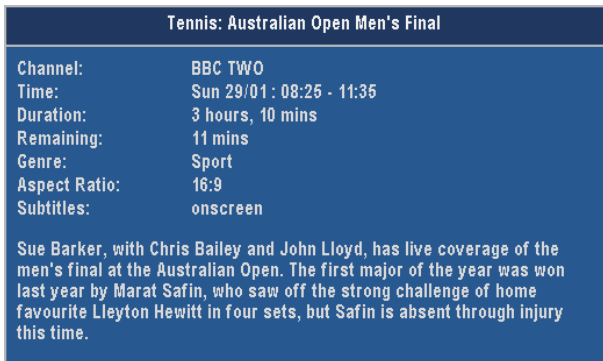
2: BBC TWO (Now) Tennis: Australian Open Men's Final - Sport 11:21				
08:25 - 11:35 (Sun 29/01) +176m/-14m, 92%				
Sue Barker, with Chris Bailey and John Lloyd, has live coverage of the men's final at the Australian Open. The first major of the year was won last year by Marat Safin, who saw off the strong challenge of home favourite Lleyton Hewitt in four sets, but Safin is absent ...				
10:30	11:00	11:30	12:00	12:30
BBC TWO	Tennis: Australian Open Men's Final	Her Own Rules ** (1998)		
ITV1	Jonathan Dingleby including ITV News and Weather	American Idol		
Channel 4	T4:Hollyoaks Omnibus		T4:Celebrity Big Brother's Little Brother: The Reunion	
five	Extreme Football Extra	The New Tomorrow	A Different Life R	Rooted R In Search
ITV2	Dancing on Ice	Dancing on Ice - The Skate-Off	Dancing on Ice: Defrosted - ...	Australian Princess
BBC THREE	No Information			
BBC FOUR	No Information			
ITV3	Charles Darwin	The Cosby Mysteries		Raffles
■ page left ■ -24 hrs ■ +24 hrs ■ page right << page up >> page down				

5: five (+1) A Different Life (Dylan) - Children 11:19				
R 11:30 - 12:00 (Sun 29/01) Starts in 11 mins				
Documentary series examining the lives of children who live in unusual circumstances. In this programme, we meet nine-year-old diabetic Dylan				
10:30	11:00	11:30	12:00	12:30
BBC TWO	Tennis: Australian Open Men's Final	Her Own Rules ** (1998)		
ITV1	Jonathan Dingleby including ITV News and Weather	American Idol		
Channel 4	T4:Hollyoaks Omnibus		T4:Celebrity Big Brother's Little Brother: The Reunion	
five	Extreme Football Extra	The New Tomorrow	A Different Life R	Rooted R In Search
ITV2	Dancing on Ice	Dancing on Ice - The Skate-Off	Dancing on Ice: Defrosted - ...	Australian Princess
BBC THREE	No Information			
BBC FOUR	No Information			
ITV3	Charles Darwin	The Cosby Mysteries		Raffles
■ page left ■ -24 hrs ■ +24 hrs ■ page right << page up >> page down				



Option 02: Large Font on Extended Info

Select Yes to display the Extended Info box using a larger font.



Option 03: Display Extra Gap below N&N

Select yes to have Now&Next appear slightly higher up the screen.

Option 04: Display Now&Next on position change

Select Yes to display Now&Next whenever playback position changes due to Colour Key Jumping.

Option 05: Display Now&Next on channel change

Select Yes to display Now&Next whenever you change channels.

Option 06: Now&Next display duration (seconds) [0 to 20]

Select the length of time to display Now&Next for if no button pressed. Select 0 to display until you press **EXIT**.

Option 08: Number of extra programs on Now&Next [0 to 22]

Select 0 to show only the current programme, select 2 to show the next 2, etc. During playback, press **INFO** to change from showing playback information to showing programme information. Note, if you select large font in Option 1 then the maximum number of extra programme that can be displayed is 16.

Option 09: Number of extra programmes shown on extended Now&Next [0 to 22]

Select 0 to show only the current programme, select 2 to show the next 2, etc. During playback, press **INFO** (selectable in Option 39) to change between normal Now&Next and Extended Now&Next. Note, if you select large font in Option 1 then the maximum number of extra programme that can be displayed is 16.

Option 10: Progress Bar Style [Solid or Gradient]

Select the style to use when drawing progress bars



Option 37: Now&Next activation key [Info; TvSat; Recall; PiPSwitch; None]

Select the key to bring up Now&Next, or select None to not use this part of MyStuff.

Option 40: Now&Next Toggle Key [Info; TvSat; List; Recall; PiPSwitch]

Select key to switch between different views of Now&Next. The same key will also switch between programme info/ Topsy info/ Legend/ Credits in the Archive.

Option 41: Extended Info Key [Info; TvSat; List; Recall; PiPSwitch]

Select the key to bring up the Extended Info box in the Now&Next and EPG.

8.5. Limitations

When compared to the standard Info box, Now&Next has a number of omissions or differences which MyStuff solves in different ways. On the standard Info box you can see UHF number of the current channel and signal strength for the channel you are tuned to. Whilst currently you can not see UHF channel within MyStuff, you can get channel strength from within the Archive. To do this use **List** (or the alternative key specified in Option 40) to page to the view.

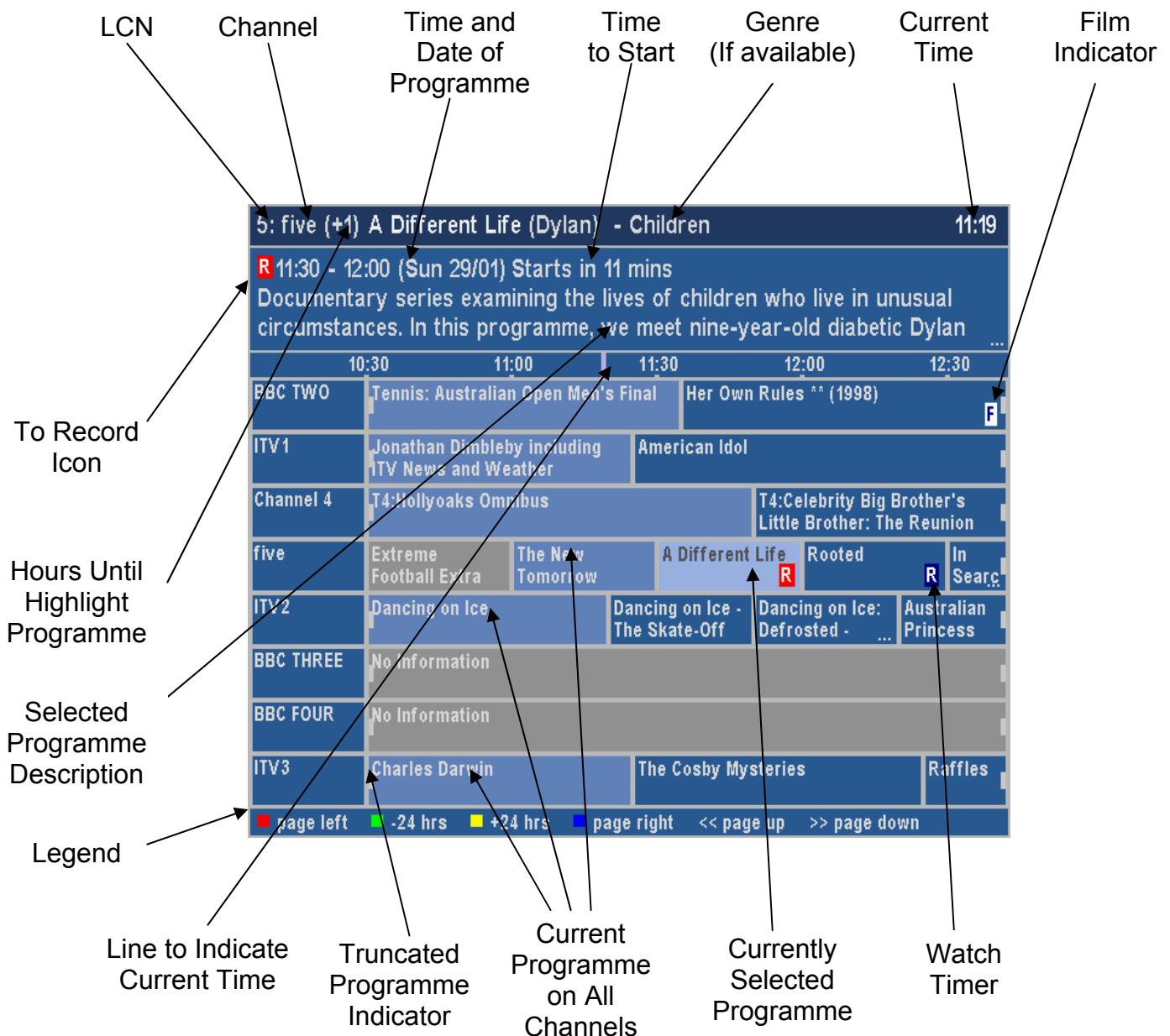
MyStuff does not support Now&Next for radio.

9. Grid EPG

9.1. Overview

The MyStuff Grid EPG is a replacement for the standard Topsy Electronic Programme Guide. Its screen shows multiple programmes on multiple channels in a grid style.

9.2. The Interface



9.3. Keys

Press **Guide** to display the MyStuff Grid EPG.

Press **Red** to jump one page to the right, **Blue** to jump one page to the left.

Press **Green** to jump -24 hours, **Yellow** to jump +24 hours.

Press **Up/Down/Left/Right** to change the currently selected channel/ programme.

Press **OK** to jump to displayed channel.

Press **Record** to create a timer for the currently selected program. If the program is already due to be recorded, press **Record** to display an edit timer screen, which will also allow you to delete the timer. For more information see [Section 6](#).

Press **Slow** to auto-create a [ControlTimer](#).

Enter the LCN of a channel to switch to view that channel.

Press **Info** for more information about the selected program. Press **Info** or **Exit** to hide.

Press **Recall** to return to displaying the current time.

Press **List** to switch to the Now&Next view

Press **Guide** to switch to the standard EPG and/or Jag's EPG. For more info see [the FAQ](#)

Press **White** to jump to the Archive Timers view. Note, in the EPG **White** does not delete.

Press **Exit** to hide the screen

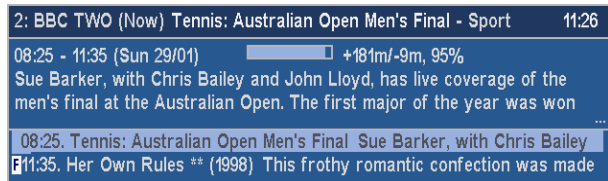
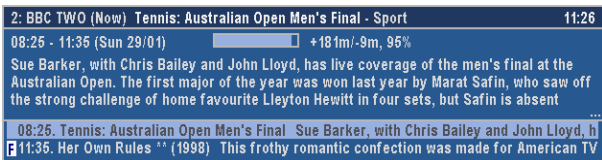
9.4. User definable settings

Option 01: Large Font on Now&Next/ EPG

Select yes to display the Now&Next box and the EPG using a larger font. Note, the font only shows on the top of the EPG, the cell text is controlled by Option 13.

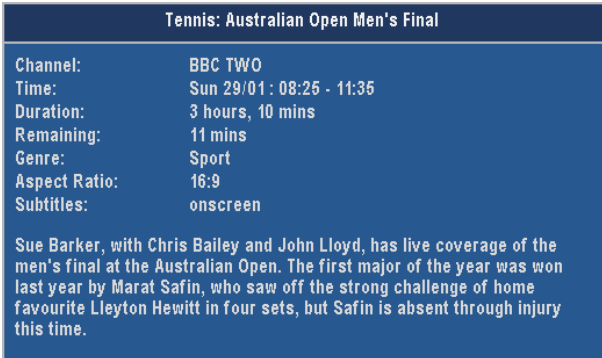
2: BBC TWO (Now) Tennis: Australian Open Men's Final - Sport				11:21
08:25 - 11:35 (Sun 29/01) +176m/-14m, 92%				
Sue Barker, with Chris Bailey and John Lloyd, has live coverage of the men's final at the Australian Open. The first major of the year was won last year by Marat Safin, who saw off the strong challenge of home favourite Lleyton Hewitt in four sets, but Safin is absent ...				
	10:30	11:00	11:30	12:00
BBC TWO	Tennis: Australian Open Men's Final	Her Own Rules ** (1998)		
ITV1	Jonathan Dimbleby including ITV News and Weather	American Idol		
Channel 4	T4:Hollyoaks Omnibus		T4:Celebrity Big Brother's Little Brother: The Reunion	
five	Extreme Football Extra	The New Tomorrow	A Different Life R	Rooted R In Search
ITV2	Dancing on Ice	Dancing on Ice - The Skate-Off	Dancing on Ice: Defrosted - ...	Australian Princess
BBC THREE	No Information			
BBC FOUR	No Information			
ITV3	Charles Darwin	The Cosby Mysteries		Raffles
page left -24 hrs +24 hrs page right << page up >> page down				

5: five (+1) A Different Life (Dylan) - Children				11:19
R 11:30 - 12:00 (Sun 29/01) Starts in 11 mins				
Documentary series examining the lives of children who live in unusual circumstances. In this programme, we meet nine-year-old diabetic Dylan ...				
	10:30	11:00	11:30	12:00
BBC TWO	Tennis: Australian Open Men's Final	Her Own Rules ** (1998)		
ITV1	Jonathan Dimbleby including ITV News and Weather	American Idol		
Channel 4	T4:Hollyoaks Omnibus		T4:Celebrity Big Brother's Little Brother: The Reunion	
five	Extreme Football Extra	The New Tomorrow	A Different Life R	Rooted R In Search
ITV2	Dancing on Ice	Dancing on Ice - The Skate-Off	Dancing on Ice: Defrosted - ...	Australian Princess
BBC THREE	No Information			
BBC FOUR	No Information			
ITV3	Charles Darwin	The Cosby Mysteries		Raffles
page left -24 hrs +24 hrs page right << page up >> page down				




Option 02: Large Font on Extended Info

Select Yes to display the Extended Info box using a larger font.



Option 10: Progress Bar Style [Solid or Gradient]

Select the style to use when drawing progress bars



Option 11: Display progress bars in Grid EPG

Select Yes to show progress bars in first column of EPG. Select No to use the extra space for channel names.

Option 12: Display LCNs in Grid EPG

Select Yes to show channels next to channel names in first column of EPG.

Option 13: EPG Channel Display

Select how many channels and what font size to use in the EPG. There are 4 options shown below.

2: BBC TWO (Now) Her Own Rules ** (1998) - Film 11:40				
11:35 - 13:00 (Sun 29/01) +5m/-80m, 6%				
This frothy romantic confection was made for American TV, set in England and filmed in Ireland, though that's hardly likely to bother				
11:30 12:00 12:30 13:00				
BBC TWO	Tennis: Australian Open Men's Final	Her Own Rules ** (1998)		What the R
ITV1	Jonathan Dimbleby	American Idol		Am Id
Channel 4	T4:Hollyoaks Omnibus	T4:Celebrity Big Brother's Little Brother: The Reunion	T4:Shi	2006..
five	The New Tomorrow	A Different Life	Rooted	In Search of Mozart
ITV2	Dancing on Ice	Dancing on Ice - The Skate-Off	Dancing on Ice: Defrosted -	Australian Princess
BBC THREE	No Information			
BBC FOUR	No Information			
ITV3	Charles Darwin	The Cosby Mysteries	Raffles	

1. ■ page left ■ -24 hrs ■ +24 hrs ■ page right << page up >> page down

2: BBC TWO (Now) Her Own Rules ** (1998) - Film 11:40				
11:35 - 13:00 (Sun 29/01) +5m/-80m, 6%				
This frothy romantic confection was made for American TV, set in England and filmed in Ireland, though that's hardly likely to bother				
11:30 12:00 12:30 13:00				
BBC TWO	Tennis:	Her Own Rules ** (1998)		Wh R
ITV1	Jonathan	American Idol		A
Channel 4	Hollyoaks Omnibus	Celebrity Big Brother's Little	Shi	
five	New	Different	Rooted	In Search of
ITV2	Dancin	Dancing on	Dancing on	Australian Princess
BBC THREE	No Information			
BBC FOUR	No Information			
ITV3	Charles	Cosby Mysteries	Raffles	

2. ■ page left ■ -24 hrs ■ +24 hrs ■ page right << page up >> page down

2: BBC TWO (Now) Her Own Rules ** (1998) - Film 11:41				
11:35 - 13:00 (Sun 29/01) +6m/-79m, 8%				
This frothy romantic confection was made for American TV, set in England and filmed in Ireland, though that's hardly likely to bother				
11:30 12:00 12:30 13:00				
BBC TWO	Tennis: Australian	Her Own Rules ** (1998)		WhaR
ITV1	Jonathan	American Idol		Am
Channel 4	T4:Hollyoaks Omnibus	T4:Celebrity Big Brother's Little Brother: The Reunion	T4:Shi	2006..
five	The New Tomorrow	A Different Life	Rooted	In Search of Mozart
ITV2	Dancing	Dancing on Ice	Dancing on Ice:	Australian Princess
BBC THREE	No Information			
BBC FOUR	No Information			
ITV3	Charles	The Cosby Mysteries	Raffles	
Sky Three	Filth Files	Futurama	Circus	Sky Travel ... AirIn
More 4	No Information			Scrappy Races Rally
E4	Whatever... You Want	50 Cent's Ultimate Mix Tape		
The HITS	Get Lifted! The Morning Hitlist	Hits Chart - Today's Big Top 10		100 ...

3. ■ page left ■ -24 hrs ■ +24 hrs ■ page right << page up >> page down

2: BBC TWO (Now) Her Own Rules ** (1998) - Film 11:41				
11:35 - 13:00 (Sun 29/01) +6m/-79m, 8%				
This frothy romantic confection was made for American TV, set in England and filmed in Ireland, though that's hardly likely to bother				
11:30 12:00 12:30 13:00				
BBC TWO	Tennis: Australian	Her Own Rules ** (1998)		Wh thR
ITV1	Jonathan Dimbleby	American Idol		A
Channel 4	T4:Hollyoaks Omnibus	T4:Celebrity Big Brother's Little Brother: The Reunion	T4: 200	...
five	The New Tomorrow	A Different Life	Rooted	In Search of Mozart
ITV2	Dancin on Ice	Dancing on Ice - The	Dancing on Ice:	Australian Princess
BBC THREE	No Information			

4. ■ page left ■ -24 hrs ■ +24 hrs ■ page right << page up >> page down

Option 14: EPG Display (In Hours) [1 to 4]

Select the number of hours to display per row in EPG.

Option 15: Channel to show at top of EPG

Select the channel to appear at the top of the Grid EPG when activated. Set to Current to use whichever channel is currently being viewed, or else select from your available channels.

Option 16: Time for Left Hand Edge of EPG

Select the time to appear at the left hand edge of the Grid EPG when activated. Options are Now – 15m to Now -60min in 15minute intervals or 'Varied'. Select 'Varied' to start at 7.00 for times between 7:30 and 8:00, and 7:30 for times between 8:00 and 8:30 etc.

Option 17: Display F on all film cells in EPG

Select yes to have the EPG display an F (in a white square) on programmes known to be Films (assuming that genre information is available).

Option 36: EPG activation key [Guide; TvSat; Recall; PiPSwitch; None]

Select key to bring up the Grid EPG, or select None. Regardless of this option the EPG can also be reached by press List (or the key selected in Option 39) from the Extended Now&Next.

Option 41: Extended Info Key [Info; TvSat; List; Recall; PiPSwitch]

Select the key to bring up the Extended Info box in the Now&Next and EPG.

9.5. Limitations

The Grid EPG is much more advanced than the Topy EPG. The only options it does not have is the ability to display a picture within the EPG and the ability to show a one channel view. The one channel view is however, available on the extended [Now&Next](#) view.

10. Playback Jumping

10.1. Overview

Using the Coloured buttons with MyStuff it is possible to perform user-definable jumps when in playback or chase play modes. This is ideal for jumping adverts for example.

10.2. Keys

Each of the Coloured buttons (**Red**, **Green**, **Yellow**, and **Blue**) can be programmed for a jump size of 0 to 300seconds forwards or backwards.

10.3. User definable settings

Option 32: **Jump in seconds on Red key [-300 to 300]**

Select the number of seconds to jump in playback when the **Red** key is pressed. Select 0 to have MyStuff ignore this key. The value can be -300 to 300 (where negative values jump back and positive value jump forward) To change the setting by 60 second jumps use **Red** (-60) and **Blue** (+60).

Option 33: **Jump in seconds on Green key [-300 to 300]**

Select the number of seconds to jump in playback when the **Green** key is pressed. Select 0 to have MyStuff ignore this key. The value can be -300 to 300 (where negative values jump back and positive value jump forward) To change the setting by 60 second jumps use **Red** (-60) and **Blue** (+60).

Option 34: **Jump in seconds on Yellow key [-300 to 300]**

Select the number of seconds to jump in playback when the **Yellow** key is pressed. Select 0 to have MyStuff ignore this key. The value can be -300 to 300 (where negative values jump back and positive value jump forward) To change the setting by 60 second jumps use **Red** (-60) and **Blue** (+60).

Option 35: **Jump in seconds on Blue key [-300 to 300]**

Select the number of seconds to jump in playback when the **Blue** key is pressed. Select 0 to have MyStuff ignore this key. The value can be -300 to 300 (where negative values jump back and positive value jump forward) To change the setting by 60 second jumps use **Red** (-60) and **Blue** (+60).

11. Miscellaneous Options

Each module of MyStuff has numerous configuration options which are discussed in the sections they relate to. Some options, however, are general to more than one section. These are discussed here.

11.1. X Offset

Using MyStuff Option 48 you can move all MyStuff Displays to the right of the screen. Entering a negative value will move to the left.

11.2. Exiting MyStuff

If you wish to stop the MyStuff TAP then select 'Press **OK** to exit MyStuff' at the bottom of the MyStuff settings screen and press the **OK** button. This exits the TAP and will revert all keys back to their original settings. Note, if MyStuff is in 'Auto Start' then after restarting the Tappy MyStuff will be loaded again. To stop this happening you need to move the TAP to \Program Files.

12. Appendix i: Options Menu

Below are all the options available to user configuration on MyStuff. To access the options menu, press the **MENU** button when a MyStuff display is on screen. The settings available for each option are shown in brackets after the heading.

Option 01: Large Font on Now&Next/ EPG

Select yes to display the [Now&Next](#) box and the [EPG](#) using a larger font. Note, the font only shows on the top of the EPG, the cell text is controlled by Option 13.

2: BBC TWO (Now) Tennis: Australian Open Men's Final - Sport 11:21				
08:25 - 11:35 (Sun 29/01) +176m/-14m, 92%				
Sue Barker, with Chris Bailey and John Lloyd, has live coverage of the men's final at the Australian Open. The first major of the year was won last year by Marat Safin, who saw off the strong challenge of home favourite Lleyton Hewitt in four sets, but Safin is absent ...				
10:30	11:00	11:30	12:00	12:30
BBC TWO	Tennis: Australian Open Men's Final	Her Own Rules ** (1998)		
ITV1	Jonathan Dimbleby including ITV News and Weather	American Idol		
Channel 4	T4:Hollyoaks Omnibus		T4:Celebrity Big Brother's Little Brother: The Reunion	
five	Extreme Football Extra	The New Tomorrow	A Different Life R	Rooted R In Search
ITV2	Dancing on Ice	Dancing on Ice - The Skate-Off	Dancing on Ice: Defrosted - ...	Australian Princess
BBC THREE	No Information			
BBC FOUR	No Information			
ITV3	Charles Darwin	The Cosby Mysteries	Raffles	
page left -24 hrs +24 hrs page right << page up >> page down				

5: five (+1) A Different Life (Dylan) - Children 11:19				
R 11:30 - 12:00 (Sun 29/01) Starts in 11 mins				
Documentary series examining the lives of children who live in unusual circumstances. In this programme, we meet nine-year-old diabetic Dylan ...				
10:30	11:00	11:30	12:00	12:30
BBC TWO	Tennis: Australian Open Men's Final	Her Own Rules ** (1998)		
ITV1	Jonathan Dimbleby including ITV News and Weather	American Idol		
Channel 4	T4:Hollyoaks Omnibus		T4:Celebrity Big Brother's Little Brother: The Reunion	
five	Extreme Football Extra	The New Tomorrow	A Different Life R	Rooted R In Search
ITV2	Dancing on Ice	Dancing on Ice - The Skate-Off	Dancing on Ice: Defrosted - ...	Australian Princess
BBC THREE	No Information			
BBC FOUR	No Information			
ITV3	Charles Darwin	The Cosby Mysteries	Raffles	
page left -24 hrs +24 hrs page right << page up >> page down				

2: BBC TWO (Now) Tennis: Australian Open Men's Final - Sport 11:26	
08:25 - 11:35 (Sun 29/01) +181m/-9m, 95%	
Sue Barker, with Chris Bailey and John Lloyd, has live coverage of the men's final at the Australian Open. The first major of the year was won last year by Marat Safin, who saw off the strong challenge of home favourite Lleyton Hewitt in four sets, but Safin is absent ...	
08:25: Tennis: Australian Open Men's Final	Sue Barker, with Chris Bailey and John Lloyd, h
11:35: Her Own Rules ** (1998)	This frothy romantic confection was made

2: BBC TWO (Now) Tennis: Australian Open Men's Final - Sport 11:26	
08:25 - 11:35 (Sun 29/01) +181m/-9m, 95%	
Sue Barker, with Chris Bailey and John Lloyd, has live coverage of the men's final at the Australian Open. The first major of the year was won ...	
08:25: Tennis: Australian Open Men's Final	Sue Barker, with Chris Bailey
11:35: Her Own Rules ** (1998)	This frothy romantic confection was made

Option 02: Large Font on Extended Info

Select Yes to display the Extended Info box using a larger font.

Tennis: Australian Open Men's Final	
Channel:	BBC TWO
Time:	Sun 29/01 : 08:25 - 11:35
Duration:	3 hours, 10 mins
Remaining:	11 mins
Genre:	Sport
Aspect Ratio:	16:9
Subtitles:	onscreen
Sue Barker, with Chris Bailey and John Lloyd, has live coverage of the men's final at the Australian Open. The first major of the year was won last year by Marat Safin, who saw off the strong challenge of home favourite Lleyton Hewitt in four sets, but Safin is absent through injury this time.	

Tennis: Australian Open Men's Final	
Channel:	BBC TWO
Time:	Sun 29/01 : 08:25 - 11:35
Duration:	3 hours, 10 mins
Remaining:	13 mins
Genre:	Sport
Aspect Ratio:	16:9
Subtitles:	onscreen
Sue Barker, with Chris Bailey and John Lloyd, has live coverage of the men's final at the Australian Open. The first major of the year was won last year by Marat Safin, who saw off the strong challenge of home favourite Lleyton Hewitt in four sets, but Safin is absent through injury this time.	

Option 03: Display Extra Gap below N&N

Select yes to have [Now&Next](#) appear slightly higher up the screen.

Option 04: Display Now&Next on position change

Select Yes to display [Now&Next](#) whenever playback position changes due to [Colour Key Jumping](#).

Option 05: Display Now&Next on channel change

Select Yes to display [Now&Next](#) whenever you change channels.

Option 06: Now&Next display duration (seconds) [0 to 20]

Select the length of time to display [Now&Next](#) for if no button pressed. Select 0 to display until you press **EXIT**.

Option 07: Now&Next auto display duration (seconds) [0 to 20]

Select the length of time to display [Now&Next](#) when it is displayed by MyStuff automatically, e.g. on channel change, playback start etc.

Option 08: Number of extra programs on Now&Next [0 to 22]


Select 0 to show only the current programme, select 2 to show the next 2, etc. During playback, press **INFO** to change from showing playback information to showing programme information. Note, if you select large font in Option 1 then the maximum number of extra programme that can be displayed is 16.

Option 09: Number of extra programmes shown on extended Now&Next [0 to 22]

Select 0 to show only the current programme, select 2 to show the next 2, etc. During playback, press **INFO** (selectable in Option 39) to change between normal [Now&Next](#) and Extended Now&Next. Note, if you select large font in Option 1 then the maximum number of extra programme that can be displayed is 16.

Option 10: Progress Bar Style [Solid or Gradient]

Select the style to use when drawing progress bars



Option 11: Display progress bars in Grid EPG

Select Yes to show progress bars in first column of EPG. Select No to use the extra space for channel names.

Option 12: Display LCNs in Grid EPG

Select Yes to show channels next to channel names in first column of EPG.

Option 13: EPG Channel Display

Select how many channels and what font size to use in the EPG. There are 4 options shown below.

2: BBC TWO (Now) Her Own Rules ** (1998) - Film 11:40

11:35 - 13:00 (Sun 29/01) +5m/-80m, 6%

This frothy romantic confection was made for American TV, set in England and filmed in Ireland, though that's hardly likely to bother

	11:30	12:00	12:30	13:00
BBC TWO	Tennis: Australian Open Men's Final	Her Own Rules ** (1998)		What the R
ITV1	Jonathan Dimbleby	American Idol		Am Id
Channel 4	T4:Hollyoaks Omnibus	T4:Celebrity Big Brother's Little Brother: The Reunion	T4:Shi	2006..
five	The New Tomorrow	A Different Life	Rooted	In Search of Mozart
ITV2	Dancing on Ice	Dancing on Ice - The Skate-Off	Dancing on Ice: Defrosted -	Australian Princess
BBC THREE	No Information			
BBC FOUR	No Information			
ITV3	Charles Darwin	The Cosby Mysteries	Raffles	

1. page left -24 hrs +24 hrs page right << page up >> page down

2: BBC TWO (Now) Her Own Rules ** (1998) - Film 11:40

11:35 - 13:00 (Sun 29/01) +5m/-80m, 6%

This frothy romantic confection was made for American TV, set in England and filmed in Ireland, though that's hardly likely to bother

	11:30	12:00	12:30	13:00
BBC TWO	Tennis:	Her Own Rules ** (1998)		Wh R
ITV1	Jonathan	American Idol		A
Channel 4	Hollyoaks Omnibus	Celebrity Big Brother's Little	Shi	
five	New	Different	Rooted	In Search of
ITV2	Dancin	Dancing on	Dancing on	Australian Princess
BBC THREE	No Information			
BBC FOUR	No Information			
ITV3	Charles	Cosby Mysteries	Raffles	

2. page left -24 hrs +24 hrs page right << page up >> page down

2: BBC TWO (Now) Her Own Rules ** (1998) - Film 11:41

11:35 - 13:00 (Sun 29/01) +6m/-79m, 8%

This frothy romantic confection was made for American TV, set in England and filmed in Ireland, though that's hardly likely to bother

	11:30	12:00	12:30	13:00
BBC TWO	Tennis: Australian	Her Own Rules ** (1998)		WhaR
ITV1	Jonathan	American Idol		Am
Channel 4	T4:Hollyoaks Omnibus	T4:Celebrity Big Brother's Little Brother: The Reunion	T4:Shi	2006..
five	The New Tomorrow	A Different Life	Rooted	In Search of Mozart
ITV2	Dancing	Dancing on Ice	Dancing on Ice:	Australian Princess
BBC THREE	No Information			
BBC FOUR	No Information			
ITV3	Charles	The Cosby Mysteries	Raffles	
Sky Three	Filth Files	Futurama	Circus	Sky Travel ... AirIn
More 4	No Information			Scrappy Races Rally
E4	Whatever... You Want	50 Cent's Ultimate Mix Tape		
The HITS	Get Lifted! The Morning Hitlist	Hits Chart - Today's Big Top 10		100 ...

3. page left -24 hrs +24 hrs page right << page up >> page down

2: BBC TWO (Now) Her Own Rules ** (1998) - Film 11:41

11:35 - 13:00 (Sun 29/01) +6m/-79m, 8%

This frothy romantic confection was made for American TV, set in England and filmed in Ireland, though that's hardly likely to bother

	11:30	12:00	12:30	13:00
BBC TWO	Tennis: Australian	Her Own Rules ** (1998)		Wh thR
ITV1	Jonathan Dimbleby	American Idol		A
Channel 4	T4:Hollyoaks Omnibus	T4:Celebrity Big Brother's Little Brother: The Reunion	T4: 2006..	
five	The New Tomorrow	A Different Life	Rooted	In Search of Mozart
ITV2	Dancin on Ice	Dancing on Ice - The	Dancing on Ice:	Australian Princess
BBC THREE	No Information			

4. page left -24 hrs +24 hrs page right << page up >> page down

Option 14: EPG Display (In Hours) [1 to 4]

Select the number of hours to display per row in EPG.

Option 15: Channel to show at top of EPG

Select the channel to appear at the top of the [Grid EPG](#) when activated. Set to Current to use whichever channel is currently being viewed, or else select from your available channels.

Option 16: Time for Left Hand Edge of EPG

Select the time to appear at the left hand edge of the [Grid EPG](#) when activated. Options are Now – 15m to Now -60min in 15minute intervals or 'Varied'. Select 'Varied' to start at 7.00 for times between 7:30 and 8:00, and 7:30 for times between 8:00 and 8:30 etc.

Option 17: Display F on all film cells in EPG

Select yes to have the EPG display an F (in a white square) on programmes known to be Films (assuming that genre information is available).

Option 18: Delete Jag's E4+1 timers

Jag's auto-search timers will find the same programme on E4 and E4+1. Select Yes and make Jag's append the date or time to the timer filename and MyStuff will delete these E4+1 timers.

Option 19: Delete Jag's More4+1 timers

Jag's auto-search timers will find the same programme on More4 and More4+1. Select Yes and make Jag's append the date or time to the timer filename and MyStuff will delete these More4+1 timers.

Option 20: Pad Timers at Start (minutes) [0 to 15]

Padding to add to the start of timers, starting with this value and reducing until padding is successful.

Option 21: Pad Timers at End (minutes) [0 to 15]

Padding to add to the end of timers, starting with this value and reducing until padding is successful.

Option 22: Number of days ahead to search [1 to 14]

This sets the amount of days ahead a ControlTimer searches to find a match

Option 23: Select Newest File when sorting by Date

Select Yes to have MyStuff select the newest recording when listing by date in the [Archive](#).

Option 24: Select Most Recently Played File

Select Yes to have MyStuff select the most recently played file when viewing the [Archive](#).

Option 25: Default Archive List Mode

When you restart your Topyy, this is the [Archive](#) view MyStuff will default to. Options are: Recs Date, Recs Name, Timers Date, Timers Name, CTs Name, CTs Priority.

Option 26: During use, remember Archive List Mode

Select Yes to have MyStuff remember the view you used last time in the [Archive](#), only defaulting to the mode selected in Option 24 on system restart. Select No to have MyStuff always revert to the mode in Option 24.

Option 27: When sorting recordings by date, show newest first

Select Yes to display newest recordings at the top of the list in the [Archive](#), when sorting by date.

Option 28: When sorting timers by date, show earliest first

Select Yes to display earliest timers (e.g. ones for today) at the top of the list in the [Archive](#), when sorting by date.

Option 29: Display folders at end of list

Select Yes to display folders at the end of the [Archive](#) list.

Option 30: Hide locked folders from other users

Select Yes to have MyStuff hide locked files from all non system users in the [Archive](#). This option only applies if multi-user support is active.

Option 31: Display scroll bar

Select Yes to display a scroll bar in the [Archive](#).

Option 32: Jump in seconds on Red key [-300 to 300]

Select the number of seconds to jump in playback when the **Red** key is pressed. Select 0 to have MyStuff ignore this key. The value can be -300 to 300 (where negative values jump back and positive value jump forward) To change the setting by 60 second jumps

use **Red** (-60) and **Blue** (+60).

Option 33: Jump in seconds on Green key [-300 to 300]

Select the number of seconds to jump in playback when the **Green** key is pressed. Select 0 to have MyStuff ignore this key. The value can be -300 to 300 (where negative values jump back and positive value jump forward) To change the setting by 60 second jumps use **Red** (-60) and **Blue** (+60).

Option 34: Jump in seconds on Yellow key [-300 to 300]

Select the number of seconds to jump in playback when the **Yellow** key is pressed. Select 0 to have MyStuff ignore this key. The value can be -300 to 300 (where negative values jump back and positive value jump forward) To change the setting by 60 second jumps use **Red** (-60) and **Blue** (+60).

Option 35: Jump in seconds on Blue key [-300 to 300]

Select the number of seconds to jump in playback when the **Blue** key is pressed. Select 0 to have MyStuff ignore this key. The value can be -300 to 300 (where negative values jump back and positive value jump forward) To change the setting by 60 second jumps use **Red** (-60) and **Blue** (+60).

Option 36: EPG activation key [Guide; TvSat; Recall; PiPSwitch; None]

Select key to bring up the [Grid EPG](#), or select None. Regardless of this option the EPG can also be reached by press List (or the key selected in Option 39) from the Extended Now&Next.

Option 37: Now&Next activation key [Info; TvSat; Recall; PiPSwitch; None]

Select the key to bring up [Now&Next](#), or select None to not use this part of MyStuff.

Option 38: Archive key [Archive; TvSat; List; Recall; White; PiPSwitch; None]

Select the key to bring up the [Archive](#), or select None to not use this part of MyStuff.

Option 39: Timer Key [Archive; TvSat; List; Recall; White; PiPSwitch; None]

Select the key to bring up [Timer List](#) in the Archive, or select None.

Option 40: Now&Next Toggle Key [Info; TvSat; List; Recall; PiPSwitch]

Select key to switch between different views of [Now&Next](#). The same key will also switch between programme info/ Toppo info/ Legend/ Credits in the [Archive](#).

Option 41: Extended Info Key [Info; TvSat; List; Recall; PiPSwitch]

Select the key to bring up the Extended Info box in the [Now&Next](#) and [EPG](#).

Option 42: Resume Playback key [None;TvSat;List;Recall;Slow;Blue;Play;PiPSwitch]

Select the key to resume playback of the most recently played file, when pressed outside of the Archive.

Option 43: Resume/Restart Playback from Archive keys [OK/Play; Play/OK]

Select OK/Play to have OK resume playback from the last position, and Play to restart, when pressed in [Archive](#). Select Play/OK to reverse this behaviour.

Option 44: Maximum number of days to use MEI file [Always; Never; 1 to 14]

If you select Never MyStuff will use an alternative data source e.g. Jag's .CSV file, otherwise select the amount of days to use the MyStuff Extended Info file for. If it is older

than the setting then the alternative source specified in Option 45 will be used.

Option 45: Non MyStuff.mei EPG source [Jags; eit2mei]

Select which source MyStuff will use for EPG data either Always or once the MEI file is out of date. Select Jag's to use Jag's CSV file export or eit2mei to use the Freeview.mei exported by eit2mei.

Option 46: Skin file

Select the skin file to use. See [Section 4.2](#) for information on installing skins and [Appendix ii](#) for skin creation details.

Option 47: Default channel list

Select the channel list to use on start up. To use a channel list immediately, press **Opt** from the [EPG](#) or [Now&Next](#). For more information on channel lists see [Section 4.3](#).

Option 48: X offset to apply to all MyStuff displays [-45 to 45]

Positive values move all MyStuff displays to the right of the screen. Negative values move to the left. Move off this option to see the change. To change the setting by 5 pixel jumps use **Red** (-5) and **Blue** (+5).

Press OK to reload EPG & User Data

Press OK to reload the EPG and user data files. You need to do this after uploading a new MEI file or after you have edited the MyStuff_users.dat file.

Press OK to exit MyStuff

Press OK to terminate the MyStuff TAP

13. Appendix ii: Creating MyStuff Skins

These can either be created by hand as below, or by the new MyStuff Skin Builder. This is available from <http://simonc.sitesled.com/SkinBuilder.zip> and is discussed in the MyStuff thread at <http://www.topy.org.uk>.

13.1. What You Need

- A graphics application e.g. Photoshop or MS Paint
- A text editor (e.g. Notepad)
- A copy of Defaults.mcf from <http://my.opera.com/BobD/homes/files/MyStuff.html>

13.2. Creating a Skin

1. Copy Defaults.mcf and give it the name you would like for your skin.
2. Open your new .mcf file in a text editor
3. Decide on a colour scheme. At the bottom of this document is a key to the layout areas used in an MCF file so you can work out what all the values are for. The numbers are RGB codes and must be kept in the same format of number,number,number that is found in Defaults.mcf. There must be no extra spaces or characters in this document.

Note, RGB values should be between 8 and 241 to avoid extreme contrast and flicker. If you require black, white or any strong colour you will have to exceed these values, but do so with caution; you will usually find that near black and near white look better.

4. Edit the RGB codes in your .mcf and save the file.
5. Upload the .mcf to \Program Files on your Topy
6. Select the skin from the MyStuff settings menu (Option 46).
7. Email the skin to Bob at <mailto:BobSMYStuff@dsl.pipex.com?subject=NewMyStuffSkin> so he can put it on his website.

13.3. Getting New RGB Values

You can get the RGB colours using any graphics program. In this example Paint is used as it's probably the most available application and you don't need anything more advanced.

1. Go to the Colors menu, then Edit Colors.
2. Click Define Custom Colors.
3. Edit the Red, Green and Blue values to get the colour you want in Color/Solid. In this example the default background colour of 72,96,136 has been set.



4. This becomes your RGB value you enter into the .mcf file.

Note: To get the RGB values of an existing image, open it in your graphics application and then use the teardropper/pipette icon to “pick-up” the colour. If you go to Define Custom Colors as above it will give you the RGB values straight away. You can get images of existing EPGs by putting their name plus EPG in Google images.

13.4. Key to MCF File Values

1: BBC ONE (Now) Six Nations Grandstand (Scotland v England) - 17:11

17:10 - 19:25 (Sat 25/02) +1m/-134m, 1%

France v Italy (at 2:00pm) provides what could be a tasty appetiser to the main course at 5:30pm, as Scotland play England in Edinburgh. Meat is

16:30	17:00	17:30	18:00	18:30
BBC ONE	Final Score	Six Nations Grandstand		
BBC TWO	Flog It!	Wha the..	Winter Olympics 2006	
ITV 1	Inspector Morse	London Tonight	ITV News;..	Harry Hill's TV Stars in Their Eyes Kids
Channel 4	Countdown	Supernanny US		Deal or No Deal
five	The Pig	Finding Kelly *** (1999)		Charmed
ITV2	Date My ...	Planet's Funniest ...	Who Wants to Be a Millionaire?	Australian Princess
BBC THREE	No Information			
BBC FOUR	No Information			

page left 24 hrs +24 hrs page right << page up >> page down

1/3 Recordings, by name

The 4400	Sat	18/02	20:59	66m	Recorded
The Virgin Queen	Sun	05/02	20:59	66m	Viewed +13m/-53m
The Virgin Queen	Sun	12/02	20:59	66m	Recorded
[CSI]				0 Folders	5 Recordings
[Eleventh Hour]				0 Folders	2 Recordings
[Films]				0 Folders	12 Recordings
[Grand Designs]				0 Folders	5 Recordings
[House]				0 Folders	6 Recordings
[How not to Decorate]				0 Folders	0 Recordings
[Invasion]				0 Folders	2 Recordings

The 4400 (Sky Three) - Pilot

Pilot: For 50 years people have been vanishing. But now they're back - all 4400 of them. Agents Tom Baldwin and Diana Skouris begin the investigation. Hit drama from the US.

20GB (14%) Free, 11 hours, 8 minutes

18: The HITS (Now) Madonna: Queen of the Video - Music and Arts - 17:10

16:30 - 18:00 (Sat 25/02) +40m/-50m, 45%

A countdown of the most memorable videos produced by Madonna throughout her lengthy musical career.

-  Background
-  Frame
-  Frame2
-  TextForeground
-  LockedBackground
-  Highlight
-  TextHighlightForeground
-  TitleBackground
-  TitleForeground
-  TitleForeground2
-  FooterForeground
-  FooterBackground
-  DirBackground
-  TextPlayedForeground
-  NowProgram
-  NormalProgram
-  NowBar
-  MoreProgram

14. Appendix iii: FAQs

1. Can MyStuff fix the 'jump to live bug'?

A. No, but you can resume the last played recording by pressing **Slow**. Also there is a TAP which works with MyStuff to fix this bug called mcgCYRResume. This can be obtained from Toppo.org. uk at: <http://www.toppo.org.uk/downloads/taps.php?tc=all>

2. How can I get P+/P- to page through channels when the Now&Next is displayed?

A. Install the RemoteExtender TAP from Toppo.org.uk at: <http://www.toppo.org.uk/downloads/taps.php?tc=all>

3. How can I get Jag's EPG to appear *after* MyStuff when pressing Guide?

A. The order TAPs are loaded in effects which TAP appears on the first press of the **Guide** button. To get MyStuff on the first press it must load before Jag's EPG. To do this you must move all TAPs out of Autostart, record 2 minutes or so of a programme (this effectively overwrites where the TAPs where on the disk) and then load the TAPs back in the order you want them to load. After this is completed you can delete the programme. Alternatively, you can also set the load order of TAPs using the TAP Commander TAP if you are running the December firmware (5.12.25). This TAP can be downloaded from <http://www.toppo.org.uk/downloads/taps.php?tc=all>

4. How can I get the Description Extender TAP working with MyStuff and Jag's?

A. As MyStuff gets its data from Jag's EPG you have to be running a version of Jag's TAP that supports extended descriptions, i.e. version 3.x.

5. I use Jag's for EPG data but there is nothing in the Grid EPG, what's wrong?

A. Check Jag's EPG is exporting a .CSV file and check MyStuff Option 44 is set to Never and Option 45 is set to Jag's.

6. I want to migrate my key word timers from Jag's to MyStuff, how do I do this?

A. If you have a lot of timers it is recommended to look at Bawbagg's Jags2mst application available from <http://my.opera.com/Bawbagg/>. If you have a few, write down your timers from Jag's EPG (Keyword, Channel, times to search between) and then create a ControlTimer for each. When you have done this you can delete the Jag's Search. CT's will override any timer set in Jag's EPG so you do not need to bother deleting existing timers or worrying about duplicates.

7. How long does it take to create ControlTimers?

A. It should take about 15 minutes to set 10 timers by hand or even less time using Bawbagg's Jags2mst application available from <http://my.opera.com/Bawbagg/>

8. I want to stop using Jag's completely, can I do this?

A. Yes you can. Use Bawbagg's Jag's2mst timer conversion utility to convert the timers and use the eit2mei TAP to create a Freeview.mei file to replace the Jag's daily scan. You then have to select eit2mei in Option 45.

9. I have a keyword defined and it is not matching any programmes even though I can find them in the EPG! Why?

A. Check you have no spaces at the end of the keyword, this could cause the problem.

You can check this by highlighting a ControlTimer and looking in the information box at the bottom of the screen. The keyword is seen in quotes. If there is a space at the end then amend the ControlTimer keyword. The space can be deleted by **Stop**.

10. I can not see any information in MyStuff when listening to the radio, why?

A. Currently, MyStuff does not support Now&Next or EPG for Radio.

11. MyStuff is missing the end of programmes off of recordings, why?

A. First, check you have got padding set (Option 20/Option 21). If you have and you are still missing the ends of recordings it could be for 1 of 2 reasons. Firstly, it could be that MyStuff has automatically reduced the padding on a programme so that it is possible to record another programme back-to-back. Secondly, it could be that your padding is not large enough.

12. How can I get MyStuff to show genre information or film ratings?

A. The standard EPG data does not support this information currently but this can be obtained using MEI data. See [section 4.1.2](#) for more details.

13. I like a certain feature of Improbox, can it be implemented in MyStuff?

A. Take a look at the RadTV TAP thread, in the future this may support what you want.

14. I have found a MyStuff_U2 file on my hard drive, what is this?

A. the _U2 (and _U3, _U4 etc.) are files to support multiple users. If you no longer use this function then these, along with _Users.dat, are safe to delete (Although they will do no harm if left)

15. When are you going to release the next version of MyStuff?

A. When it's done.

16. I have a question on MyStuff, how do I get it answered?

A. Please post all questions to the MyStuff thread on Topsy.org.uk.

17. I have a feature I would love to see in MyStuff, will you implement it?

A. Maybe, post all feature requests in the MyStuff thread on Topsy.org.uk

18. How can I show my appreciation of the work done on MyStuff?

A. Donations via PayPal are gratefully received; see the link on the front of the manual.

19. I have found an error/ omission in the manual, what do I do?

A. Either post to the MyStuff thread or PM Chunkywizard and it will be fixed.

20. My EPG Scan timer is named as a programme in the Timer screens, why?

A. You need to name the watch timer something that starts with 'EPG' for MyStuff to recognise it as a Scan timer. If you do this it will be named correctly in the archive. To create a timer you can use a TAP like UK Timers or Jag's or else do it from the standard Topsy interface. To do this press Menu: Recording: Timer Setting and then press **Red** for a new timer.

21. I have 'WARNING: MyStuff has advanced the start time of this program by XX minutes due to bad EPG data' against a recording in the Archive, why?

A. This problem is caused by bad EPG data of the following form:

BBC1 8:00 to 8:30 Celebrity Singing with Fish On Ice
BBC1 8:20 to 9:00 Celebrity Singing with Fish On Ice Extra

So the second program starts *before* the previous one has finished, which it can't. So, when MyStuff loads the EPG data that contains this info, MyStuff will adjust the start time of "Extra" to be 8.30 (i.e. it assumes the previous programme info is correct, and adjusts the start time of the second one accordingly) and Add the warning to the programme description of "Extra".

15. Appendix iv: Changes in Version 4.0

- ControlTimers. A way of setting search words that MyStuff will then use to trawl through the EPG data to set timers for you. These ControlTimers can be set from scratch, by one button press from the EPG/Now&Next, or by editing an existing timer. In addition to setting these timers, MyStuff will also show you the time and dates of those timers that it was unable to set (due to clashes with existing timers, or exceeding the overall Topypy limit of 70 timers), let you change the priorities of your ControlTimers (so you can determine which one will win in the event of a clash) and tweak your ControlTimer settings (to avoid recording repeats at 2am for instance)
- Two new archive timer screens: ControlTimers by Name and ControlTimers by Priority.
- In the EPG, Now&Next and Timer Archive, timers set by a ControlTimer are flagged with a 'C'. Timers that could not be set are flagged by a '!'. Record timers are Red, watch timers are Blue.
- MyStuff automatically appends a date suffix if moving a file to a folder already containing a file with the same name.
- MyStuff can use other EPG harvesters, (such as eit2mei) which can output a standard format mei file with the file name Freeview.mei.
- MyStuff can display the production date (if available), on EPG/Now&Next/ Extended Info.
- Support for moving locked files.
- Support for >20 folders within a single folder.
- New Skin Elements: FooterForeground, FooterBackground, TitleForeground2.
- Change in EPG key functionality. **Stop** in EPG stops a recording programme, and **Record** opens the timer edit window.

16. Appendix v: Known Bugs

1. MyStuff currently shows (and treats) all TUTV recordings as locked

17. Appendix vi: Manual Version History

- 1.4 Minor updates (thanks Mark_B), added FAQ
- 1.3 Changed skinning guide, added FAQ.
- 1.2 Added 4.03 changes to CTs and bug fixes.
- 1.1. Added: new skinning elements; changes in version 4 section; use of >> and << for entering time in CT edit window; a bug; FAQs.
- 1.0. Initial Release